

1. CZŁOWIEK

Ćwiczenie 1.

Do każdego pytania dobrać właściwą odpowiedź. Wpisz literę A, B, C, D, E lub F w miejsca 1- 6.

1.	What does he look like?
2.	What nationality are you?
3.	How old are you?
4.	Where are you from?
5.	How are you?
6.	When were you born?

A.	I'm from Poland.
B.	In 1990.
C.	French.
D.	I'm fifteen.
E.	He is short and slim.
F.	I'm fine, thank you.

1. _____ 2. _____ 3. _____ 4. _____ 5. _____ 6. _____

Ćwiczenie 2.

Uzupełnij formularz osobowy na podstawie informacji.

Susan Simpson. She was born in London on 5th May, 1991.

1. Date of birth.....
2. Place of birth.....
3. Surname.....
4. First name.....
5. Nationality.....
6. Sex.....

Ćwiczenie 3.

Podkreśl wyrazy, które nie pasują do pozostałych.

1. slim fat short thin
2. straight long curly blue
3. dark blond tall fair
4. brown blue dark green
5. skirt coat glasses trousers
6. bored tired tie lazy

1. CZŁOWIEK

Ćwiczenie 4.

Dopasuj opisy A-E do ilustracji, wpisując litery A-D w kratki 1- 4.
Jeden opis został podany dodatkowo.

A



B



C



D



1.	2.	3.	4.

- A. She's got brown eyes and long curly hair.
- B. He's got a beard and short dark hair.
- C. She's got brown eyes and long straight hair.
- D. He's got glasses and short curly hair.
- E. He's got brown eyes and short fair hair.

Ćwiczenie 5.

Uzupełnij tekst wyrazami z ramki.

mouth	ears	He's	long	got	His	He's got
-------	------	------	------	-----	-----	----------



My favourite cartoon character is Shrek.1).....green and fat. 2).....a big nose and two funny 3)..... . 4).....eyes are brown. He's also got a big 5)..... and big teeth. He's 6).....short legs but his arms are 7)

1. CZŁOWIEK

Ćwiczenie 6.

Przyjrzyj się uważnie ilustracji i wybierz opis, który najbardziej do niej pasuje. Zakreśl A, B lub C.



- A. In the picture I can see two boys. One boy is wearing a cap and a t-shirt and he is holding a brown teddy bear. Another one is wearing a shirt and he is holding a colourful ball. They are happy.
- B. In the picture I can see two kids. One boy is wearing a cap and a t-shirt. He is holding a brown teddy bear. Another one is wearing a t-shirt and shorts. He's holding a colourful ball. They look happy.
- C. In the picture I can see two kids. They are playing in the garden. They are wearing skirts and shorts. I think they are sad.

Ćwiczenie 7

Połącz synonimy (podobne wyrazy). Wpisz litery A-G do tabelki.

- | | |
|-------------|----------------|
| 1. blond | A. slim |
| 2. handsome | B. intelligent |
| 3. plump | C. fair |
| 4. thin | D. fat |
| 5. clever | E. beautiful |
| 6. kids | F. smile |
| 7. laugh | G. children |

1	2	3	4	5	6	7

1. CZŁOWIEK

Ćwiczenie 8.

Przeczytaj tekst i zdecyduj czy podane zdania są prawdziwe (True) czy fałszywe (False). Zaznacz X odpowiedź w tabeli poniżej.

Monica Simpson is fourteen years old and she is Spanish. She's a tall, slim girl with dark and curly hair and big, brown eyes. Her favourite clothes are tops and skirts and her favourite colour isn't blue but red. She usually spends her free time at shopping centers, she loves doing shopping. Monica can speak two languages English and German. But she can't dance or swim very well. She likes reading books and surfing the net. She is a very clever and hard-working student and has got lots of friends.

		TRUE	FALSE
1.	Monica is 14 years old.		
2.	She is from France.		
3.	Monica is thin.		
4.	Her favourite clothes are blue tops and skirts.		
5.	She doesn't dance or swim very well.		
6.	Monica spends her spare time doing shopping.		
7.	She likes surfing the internet.		
8.	She is an intelligent girl.		
9.	Monica doesn't like reading newspapers		
10.	She has got lots of boyfriends		

Ćwiczenie 9

Uzupełnij pytania tak, aby pasowały do odpowiedzi. Wstaw WHEN, WHERE, WHAT, WHO.

1.....is Peter?

He is my friend.

2.....does he live?

He lives in Warsaw.

3.....is he from?

He is from Poland.

4.....nationality is he?

He is Polish.

5..... was he born?

He was born in 1995.

6..... does he look like?

He is very tall.

7..... does he like?

He likes swimming.

8.....time does he go to school on Monday?

He goes to school on Mondays at 7.30.

1. CZŁOWIEK

Ćwiczenie 10.

Przeczytaj opis ilustracji. Uzupełnij luki w tekście tak, aby był on poprawny i zgodny z ilustracją. Z podanych odpowiedzi wybierz i zaznacz właściwą (A lub B).



In the picture we can see a teenage girl. She is 1. _____ on the floor. Probably she is doing her homework. There are some 2. _____ next to the laptop. The girl is wearing a 3. _____ trousers and socks. She has got 4. _____ hair, a big nose and a wide mouth. She is 5. _____ for the camera. She looks very 6. _____.

1. A. sitting
B. lying

4. A. fair
B. dark

2. A. pictures
B. books

5. A. crying
B. smiling

3. A. blouse
B. skirt

6. A. relaxed
B. tired

Ćwiczenie 11.

Przeczytaj tekst. Uzupełnij go wyrazami z ramki. Wpisz do tekstu literę A, B, C lub D.

A. bored	B. shy	C. nervous	D. angry	E. scared
----------	--------	------------	----------	-----------

1. I feel 1.....before a test.
2. I feel 2.....when I meet a new friend.
3. I feel 3.....when my brother tells lies about me.
4. I feel 4.....when I watch a horror film.
5. I feel 5.....when the lesson is uninteresting.

1. CZŁOWIEK

Ćwiczenie 12.

Przeczytaj tekst. Uzupełnij go wyrazami z ramki. Wpisz do tekstu literę A, B, C lub D.

A. cinema	B. collects	C. fine	D. handsome	E. curly
-----------	-------------	---------	-------------	----------

Dear Susan,

Thank you for your letter. I'm glad you are 1. _____ and that your new classmates are nice. You wanted to know my news. I met a new boyfriend at my friend's party last week.

What does he look like? He's tall and very 2. _____. He's got fair, 3. _____ hair and beautiful blue eyes. He plays volleyball and 4. _____ old mobile phones. We have a lot in common. We both like sailing and going to the 5. _____. I hope you'll meet him soon.

With love,
Tina

Ćwiczenie 13.

Połącz synonimy (podobne wyrazy). Wpisz litery A-G do tabli.

- | | |
|------------|-------------------|
| 1. sad | A. stressed |
| 2. bored | B. unhappy |
| 3. tired | C. without energy |
| 4. angry | D. lucky |
| 5. scared | E. frightened |
| 6. happy | F. furious |
| 7. nervous | G. uninterested |

1	2	3	4	5	6	7

1. CZŁOWIEK

Ćwiczenie 14.

Przyporządkuj do każdego pytania 1-2 jedną z podanych odpowiedzi. Jedna odpowiedź została podana dodatkowo i nie pasuje do żadnego pytania.

1.	What does your mother like?	
2.	What does your mother look like?	

- A. She's tall and slim.
- B. Look at him.
- C. She likes playing tennis.

Ćwiczenie 15.

Do każdej obrazka dobierz właściwy opis. Zaznacz literę A, B lub C.



- A. He has got a long beard.
- B. He is sleeping.
- C. He has got short hair.



- A. She has got long, straight hair.
- B. She has got short, dark hair.
- C. She has got glasses.



- A. He is angry.
- B. He is shy.
- C. He is nervous.

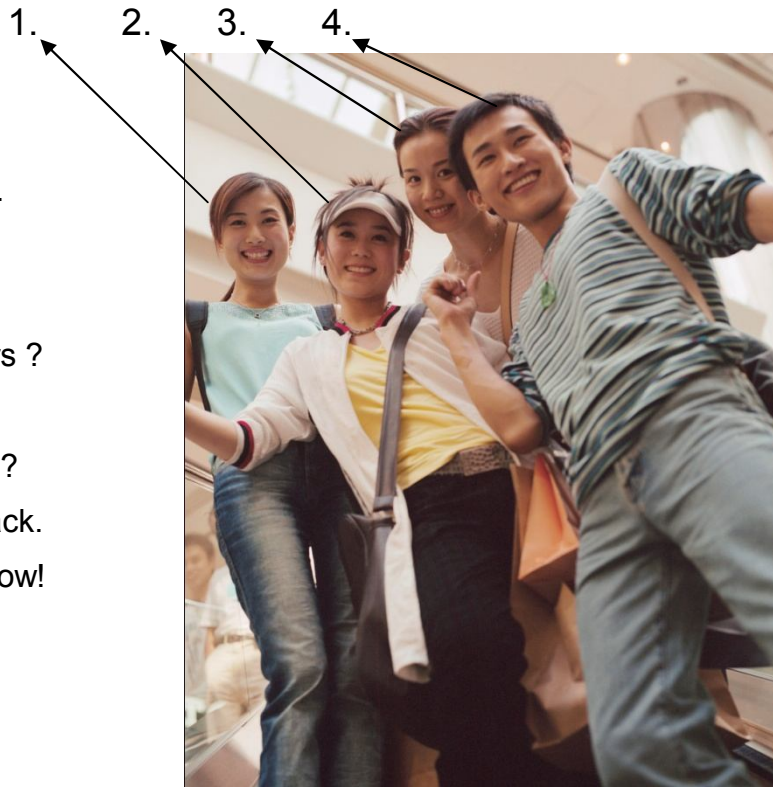


- A. She's excited.
- B. She's happy.
- C. She's scared.

1. CZŁOWIEK

Ćwiczenie 16.

Na podstawie dialogu zakreśl odpowiednią osobę 1- 4 na ilustracji.



Susan : Hi, Meg. I can't see you.

What are you wearing?

Meg: I'm wearing a top.

Susan : Are you wearing trousers ?

Meg: No, I'm wearing jeans.

Susan : Do you have a handbag?

Meg: No, but I have a backpack.

Susan : Oh, yes I can see you now!

Ćwiczenie 17.

Popatrz na zdjęcie. Odpowiedz po angielsku pełnym zdaniem na każde pytanie:



1. Who can you see in the picture?

.....

2. What does the boy look like?

.....


3. What is the girl wearing?

.....

1. CZŁOWIEK



happy



scared



angry



excited



funny




nervous




surprised



shy



bored



tired

weight

height



thin

slim

fat/chubby



short

medium- height

tall

general - opinion



good-looking

handsome

beautiful

1. CZŁOWIEK



dark straight hair



dark curly hair



fair / blonde long hair




dark short hair




glasses



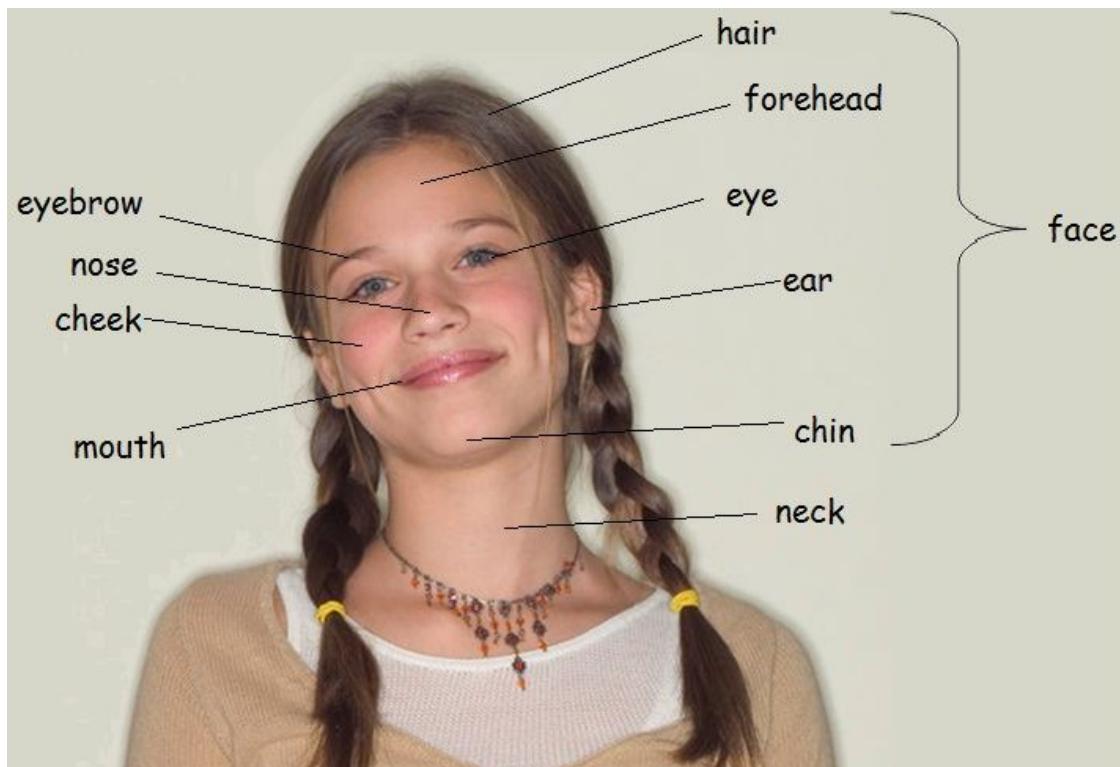
beard




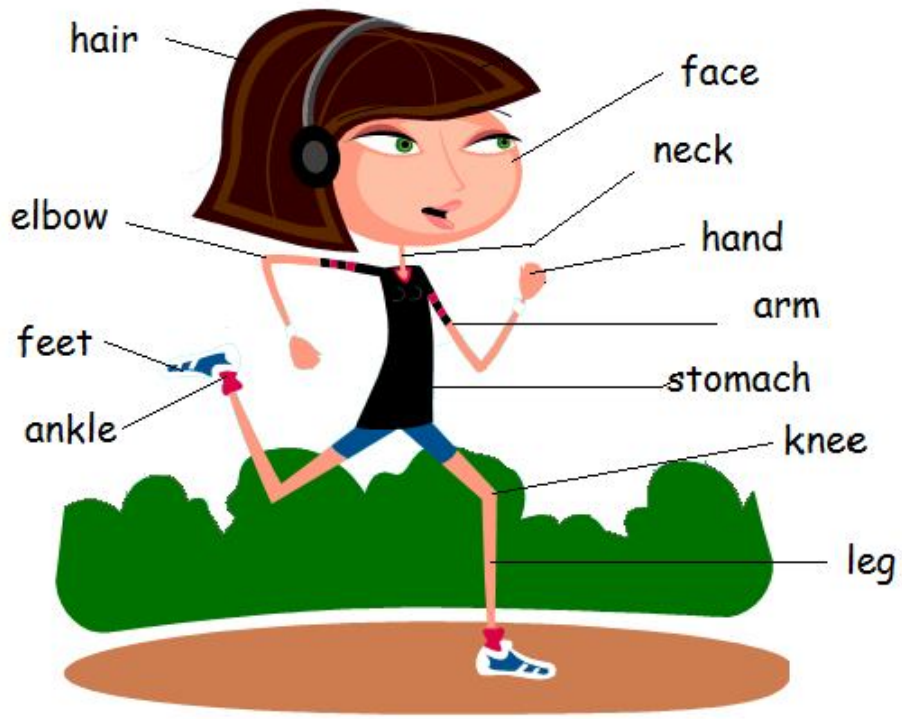
moustache



bald



1. CZŁOWIEK



2. DOM

Ćwiczenie 1

Przyjrzyj się obrazkom i rozszyfruj podane wyrazy.




mbrodoe

.....



girefd

.....




habt

.....




whsroe

.....



odnwiw

.....




practe

.....



ehswdishar

.....



sinawhlg hcamnie

.....

Ćwiczenie 2

Skreśl słowo, które nie pasuje do pozostałych:

- a) wardrobe - bed - sink - lamp
- b) fridge - sink - sofa - table
- c) armchair - coffee table - fireplace - garden
- d) kitchen - garden - bathroom - living room

2. DOM

Ćwiczenie 3

Wybierz z ramki nazwy przedmiotów znajdujących się w kuchni.
Następnie wpisz we właściwym miejscu.

a sink * a tap * cupboards * a cooker * a basket * a jar * a jug * a plate



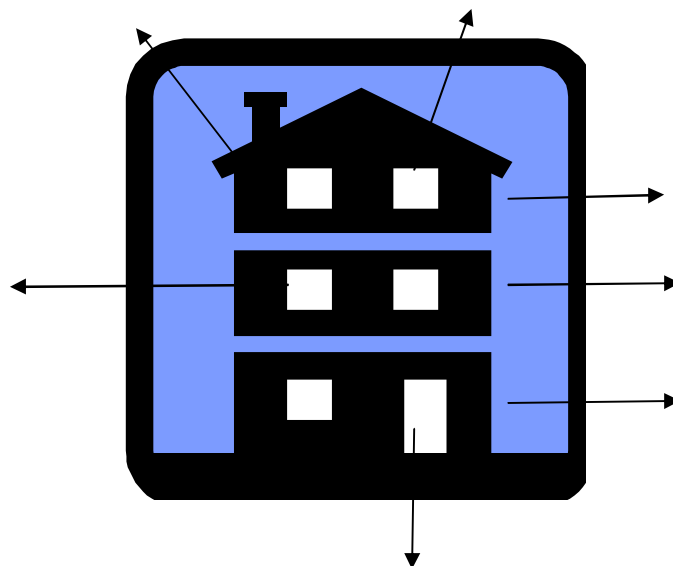
a sink

2. DOM

Ćwiczenie 4

Wypisz z ramki w odpowiednie miejsca nazwy części domu.

roof * chimney * first floor * front door * second floor * window * ground floor



Ćwiczenie 5

Zobacz, jakie rzeczy ma Amy w swojej sypialni. Przeczytaj zdania. Zakreśl prawidłową odpowiedź.

1. There is *a big bed/ a small bed*.
2. There are *two windows/ no windows*.
3. There is *a TV/ a computer*.
4. There are *some pillows/ some cushions*.
5. There are *some pictures/ no pictures*.
6. There is a lamp *on the ceiling / on the table*.

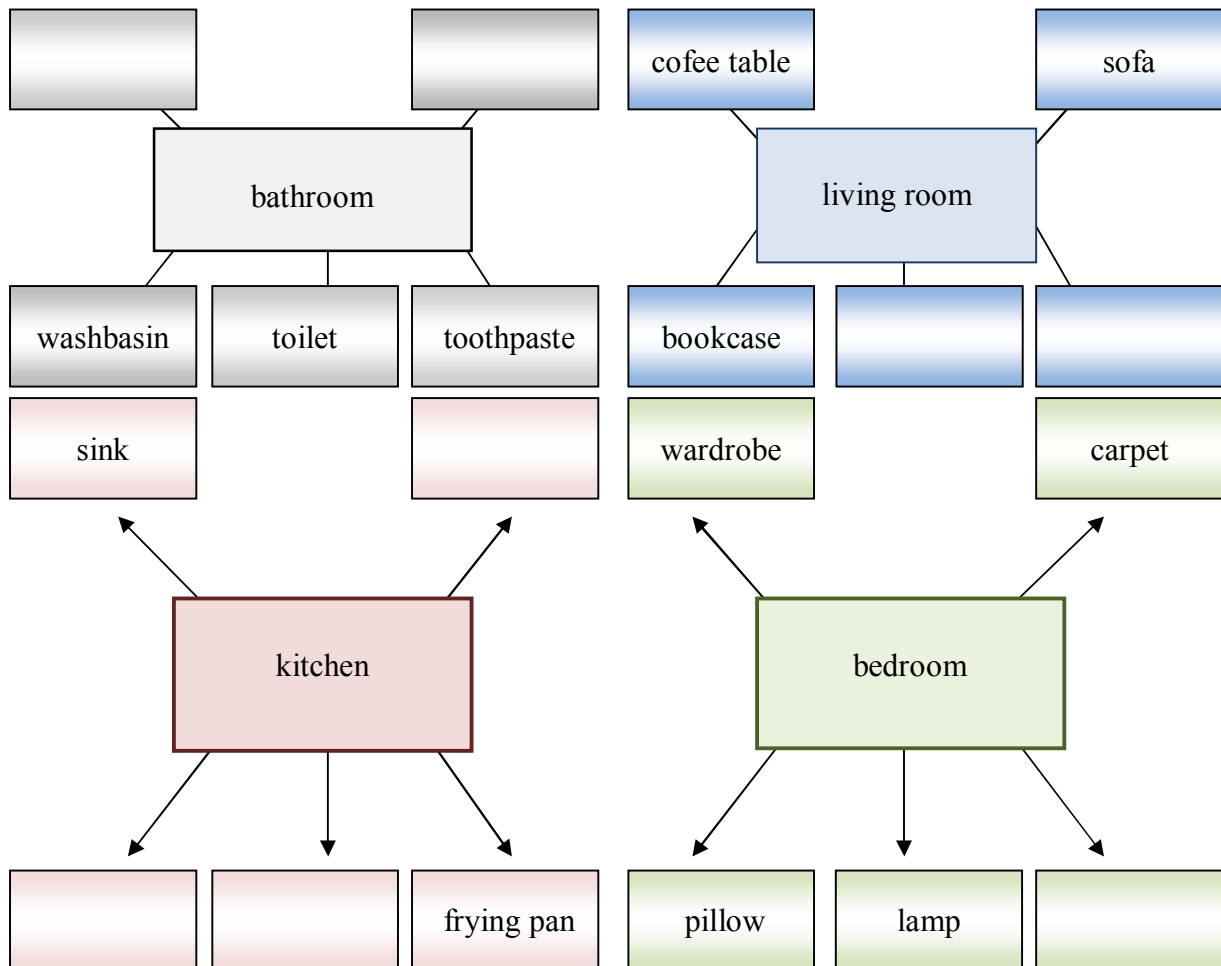


2. DOM

Ćwiczenie 6

Gdzie w domu znajdują się te rzeczy? Wpisz je w odpowiednim miejscu.

kettle * fridge * dishwasher * TV * bath * bed * armchair * mirror



2. DOM

Ćwiczenie 7

Do każdej sytuacji wybierz właściwą reakcję a, b lub c.

- | | |
|--|---|
| A) What's your new flat like?
a) It's nice.
b) I'm fine, thank you.
c) She's very kind. | C) Which is my bedroom?
a) It is very nice.
b) I'm sixteen.
c) This one here. |
| B) Where is the lamp?
a) She is in the kitchen.
b) It is new.
c) It's on the desk. | D) Is there a TV in your room?
a) There is a TV in the living room.
b) Yes, there is.
c) No, it isn't. |

Ćwiczenie 8

Przeczytaj, co podane osoby mówią o swoich domach. Zdecyduj, gdzie oni mieszkają. Uzupełnij zdania wyrazami z ramki.

a block of flats	a semi-detached house	a terraced house
	a detached house	a bungalow

- a) I don't like noisy neighbours so I'm happy that my family lives in a house with a big garden.
.....
- b) I live on the second floor. My flat isn't very big, but it's very comfortable and I like it very much.
.....
- c) Our house is divided into two similar parts and we share it with another family.
.....
- d) I'm happy that I haven't got any stairs in my house. I'm 80 and I have some difficulties to climb stairs now.
.....
- e) My house is one of several standing in a row. We have a very small garden at the back.
.....

Słowniczek

Neighbours- sąsiedzi
Floor- piętro

Comfortable- wygodne
Similar parts-podobne części

Share- dzielić
Several- kilka
Row- rząd

2. DOM

Ćwiczenie 9

Dobierz do podanych opisów (A, B, C i D) odpowiednie nazwy pomieszczeń w domu (1, 2, 3 i 4). Zaznacz odpowiedzi w tabeli poniżej.

1. Kitchen	2. Bedroom	3. Living room	4. Bathroom
------------	------------	----------------	-------------

A. _____

There is a small washbasin, a toilet and a shower. There is also a small window in this room. We have some shampoo, shower gel and other cosmetics there.

B. _____

There is a big, comfortable bed in front of the big window. There is a new wardrobe for my clothes. There is also a computer and a lamp on my desk, and there is a comfortable chair as well. I have some posters on the walls.

C. _____

We have a big fridge, a sink and a cooker in this place. There are some cupboards, four chairs and there is a big table in the middle of the room. I like sitting at the table and waiting for my favourite meal- dinner in the evening.

D. _____

There is a big bookcase, a big sofa and there are three armchairs there. We also have a nice fireplace, a modern TV on the wall. There are some pictures next to the big window and we always have fresh flowers from our garden, in the vase.

1.	2.	3.	4.

Ćwiczenie 10

Dopisz do każdej litery w słowie *kitchen*, dopisz słowa, które kojarzą Ci się z kuchnią. Do pierwszej litery jest już dopisane słowo.

- K - kettle
- I -
- T -
- C -
- H -
- E -
- N -

2. DOM

Ćwiczenie 11

Przeczytaj list i 3 ogłoszenia. Które mieszkanie będzie najlepsze dla Bila? Zakreśl właściwą odpowiedź- a, b lub c.

Dear Mary,

How are you? I have a problem. I don't like my flat- I hate my landlord and my flat mates. I want to move out and live alone.

I am looking for a new house now. It is difficult to find a nice flat.

I want to find a place close to the city centre, in a green, quiet neighborhood.

I want to have three bedrooms and a big kitchen. It must be quite cheap- about £ 300 for a week.

I hope I can find a good house.

See you soon,

Bill.

Ogłoszenia:

A

4 bedrooms, terraced house in the end of the city. All modern facilities.
Rent: £350pw.

B

Bedroom flat with a balcony, 20 min by bus from the city centre.
Quiet area. £250pw.

C

3 bedrooms, nearby underground to the city centre. Fully furnished.
Close to a park. Rent: £290pw

Słowniczek

Alone- sam

Close to- blisko

Facilities- wyposażenie

Flat mate- współlokator

Fully furnished- całkowicie umeblowany

Move out- wyprowadzić się

Landlord- właściciel mieszkania

Neighbourhood- okolica,
sąsiedztwo

Pw- per week- na tydzień

Rent- czynsz

Quite cheap- dość tani

2. DOM

Ćwiczenie 12

Przeczytaj opis domu Marka, następnie odpowiedz na pytania do tekstu.

MY HOUSE



I live in a house near the sea. It's a new, comfortable house, and it's quite small. There are two bedrooms upstairs but no bathroom. The bathroom is downstairs next to the kitchen and there is a living room where there's a lovely fireplace. There's a small garden in front of my house. The garden goes down to the beach and in the spring and the summer there are lots of flowers everywhere.

I live with my family- my mum and dad, and my dog Spotty. We have a lot of visitors in the summer. Our city friends often stay with us.

I love my house very much for many reasons: the garden, the flowers, and the fire in the winter. But the best thing is the view from my bedroom window.

1. Where does Mark live?
.....
2. Is there a bathroom upstairs?
.....
3. Where is the garden?
.....
4. How many bedrooms are there in Mark's house?
.....
5. Does Mark live alone?
.....

2. DOM



detached house



terraced house



balcony



bungalow



block of flats




semi-detached house



washbasin



toilet



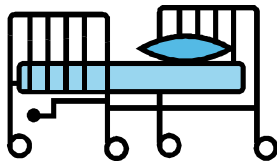
window



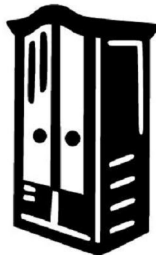
shower



shampoo




bed




wardrobe



lamp



desk



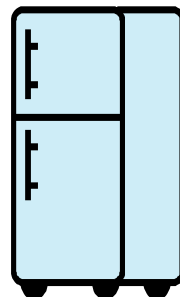
chair



poster



wall



fridge



sink



tap

2. DOM



kitchen

cupboard



cooker



basket



vase



jar




jug




plate



kettle




dishwasher



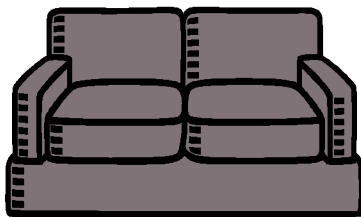
chair



table




bookcase



sofa



armchair




fireplace



TV



bathroom



bath



mirror




pillow

2. DOM



garden



ceiling

bedroom



cushion




living room



coffee table

carpet



washing machine




chimney



frying pan



roof



basement

3. ŻYCIE RODZINNE I TOWARZYSKIE

Ćwiczenie 1.

Do każdego pytania dobierz właściwą odpowiedź. Wpisz literę A, B, C, D, E lub F w miejsca 1.- 6.

1.	What 's your hobby ?
2.	What time do you get up?
3.	How many brothers have you got?
4.	This is Susan.
5.	What are you doing on Friday evening?
6.	When is your birthday?

A.	Two.
B.	I'm having a party.
C.	Nice to meet you.
D.	It's on 16 th May.
E.	Drawing.
F.	At 7 o'clock.

1	2	3	4	5	6

Ćwiczenie 2.

Przyporządkuj świętom i uroczystościom odpowiednie wyrazy z ramki. Niektóre wyrazy pasują do kilku uroczystości.

carols	presents	decorated tree	green hats	shamrock	kiss
cards	eggs	Santa Claus	cards	bunny	



EASTER.....



SAINT PATRICK'S DAY.....



CHRISTMAS.....





VALENTINE'S DAY.....

3. ŻYCIE RODZINNE I TOWARZYSKIE

Ćwiczenie 3.

Uzupełnij tabelę .

MALE 	FEMALE 
man	
	girl
father	
	sister
son	
	aunt
husband	
	grandmother/ grandma
cousin	

Ćwiczenie 4.

Przeczytaj opis ilustracji. Uzupełnij luki w tekście tak, aby był on poprawny i zgodny z ilustracją. Z podanych odpowiedzi wybierz i zaznacz właściwą (A lub B).



In the picture we can see a birthday party. The children are going to have some

1. _____. There are some 2. _____ on the table. The birthday boy is very
3. _____. His mother is 4. _____ the cake and his 5. _____ is recording
the party. They look very 6. _____.

1. A. breakfast
B. cake

3. A. exited
B. angry

5. A. aunt
B. father

2. A. presents
B. forks

4. A. smiling
B. cutting

6. A. happy
B. nervous

3. ŻYCIE RODZINNE I TOWARZYSKIE

Ćwiczenie 5.

Wyrazy z ramki wpisz w odpowiednie miejsce.

meets her friends, goes to bed, gets dressed, goes to school, gets up,
has a shower, has lunch, gets home, does homework

Mary 1) _____ at 6: 30 in the morning. She 2) _____, brushes her teeth and 3) _____. She leaves home at about 7:30 and 4) _____.
School starts at 8 o'clock. Mary 5) _____ in the school canteen at 12:30. Then, she has more lessons in the afternoon. School finishes at 2:30 and Mary 6) _____ from school at 3 o'clock. After that, she takes the dog for a walk and 7) _____ in the park. She goes home again for dinner at 6 o'clock and then she 8) _____.
At about 9 o'clock Mary 8. _____.

Ćwiczenie 6.

Przyporządkuj każdej tabliczce informacyjnej (1-4) odpowiednie miejsce (A-C). Wpisz rozwiązanie w tabeli.

A. IN THE MUSEUM

B. ON THE CAR WINDOW

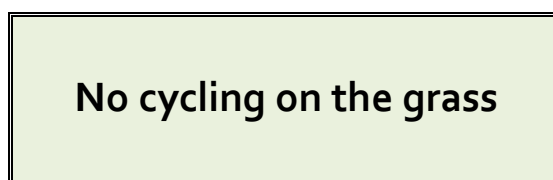
C. IN THE PARK

D. IN THE LIFT

1.



2.



3.



4.



1.	2.	3.	4.

3. ŻYCIE RODZINNE I TOWARZYSKIE

Ćwiczenie 7.

Przeczytaj tekst. Uzupełnij go wyrazami z ramki. Wpisz do tekstu literę A, B, C lub D.



A. play B. family C. grandmother D. mother E. sister F. chess G. speak
H. cook I. teacher J. father

Dear Tom,

I'm Peter Simpson .This is a photo of my 1) _____. They are very friendly people. My 2) _____ is Susan. She is thirty-two and she is a nurse. She can 3) _____ very well. Daniel is my 4) _____. He is thirty-five and he is a 5) _____. He can swim and play 5) _____. My 6) _____ is John. He is sixty-five and very funny. He is my mother's father. Mary is my 7) _____. She can 8) _____ French and Spanish. Patricia is my little 9) _____. She is six. She can 10) _____ the piano. My family is great. Write back and tell me about your family.

Yours,

Peter

Ćwiczenie 8.

Uzupełnij zdania odpowiednimi czasownikami z ramki.

go, tidy, do, surf, ride, go, take, go, have, meet

1. I the room.
2. I to the gym.
3. I for a walk.
4. I a bike.
5. I a party.

6. I the washing-up.
7. I the net.
8. I my friends.
9. I a picture.
10. Idancing.

3. ŻYCIE RODZINNE I TOWARZYSKIE

Ćwiczenie 9.

Przeczytaj informacje o tradycjach wielkanocnych w Wielkiej Brytanii. Następnie wykonaj poniższe ćwiczenia.

Easter day

Easter pancake Tuesday

Pancake Day – Pancake Tuesday.

On that day people eat many pancakes in Britain, this is the last day when people can eat good food before lent.

Pancake race – a race when people carry pancakes in frying pans, toss them and run. Pancake races take place in many parts of Britain on Pancake Day.

**Mix a pancake,
Stir a pancake,
Pop it in the pan.
Fry a pancake,
Toss a pancake, Catch it
if you can.**

(by Christiana Rosselli)


Słowniczek

- Pancake- naleśnik
- The last day – ostatni dzień
- Lent – post, kiedy nie je się mięsa i słodczy,
- Curry – trzymać
- Frying pan – patelnia
- To toss – przewracać na drugą stronę – naleśniki,
- To take place – mieć miejsce, odbywać się,
- Part – część.
- To stir – mieszać,
- To pop – podzucić
- To catch - złapać



3. ŻYCIE RODZINNE I TOWARZYSKIE

Ćwiczenie 10.

Przeczytaj i napisz słowa w przepisie:



Teraz przeczytaj przepis na pyszne naleśniki i zamiast obrazków wpisz odpowiednie wyrazy.



1. Put the  in a 


2. Put in the  and stir.

3. Put in the  and stir again.

4. Fry the  on the frying pan.

5. Toss the 

6. Add  and 

Eat the 

3. ŻYCIE RODZINNE I TOWARZYSKIE

Ćwiczenie 11.

Uzupełnij list, który napisał Święty Mikołaj o sobie. W miejsca kropek wpisz odpowiednie wyrazy z ramki.

sleigh * letters* chimney * white* stockings*Christmas tree*
presents* Santa Claus(2X) * North * nose* beard

My name isI have got a big.....I live in the.....Pole.
Every year I got a lot of.....from children from all over the world.
On Christmas Eve I put my big sack on myand I leave home.

I have reindeers to help me with my hard work. One of them is called Rudolf
and he has a big, red.....

I don't come through the door, but down the.....

In some countries children hang out long

and I put presents in them. In Poland I put presents
under a..... I like my job and I love all the
children!



See you on Christmas Eve!

.....

Ćwiczenie 12

Wybierz poprawne słowo.

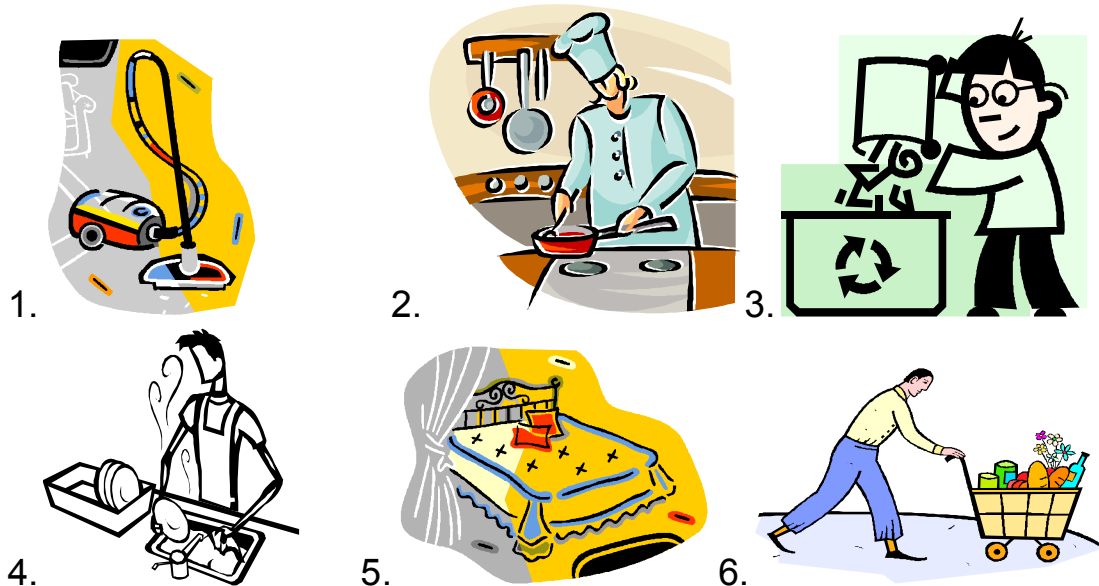
1. John likes hard *pop* / *rock* music.
2. I watch *reality* / *soap* shows every Saturday.
3. He's keen on *climbing* / *walking* the mountains.
4. Mary is interested *in* / *on* sport.
5. My mother's *hobby* / *hungry* is collecting shells.
6. I'm fond of *riding* / *driving* a horse.

3. ŻYCIE RODZINNE I TOWARZYSKIE

Ćwiczenie 13.

Połącz wyrażenia w z ramki A-F z obrazkami 1-6. Rozwiązanie wpisz do tabli poniżej.

A tidy your room	B. wash the dishes	C. make your bed
D. go shopping	E. take out the rubbish	F. cook dinner



1.	2.	3.	4.	5.	6.

Ćwiczenie 14.

Pod podane czasowniki w tabeli wpisz wyrazy lub wyrażenia, które do nich pasują.

stamps * football * the guitar * the piano * volleyball to the cinema * skating * to the disco * postcards * fishing * coins

collect	play	go
stamps		

3. ŻYCIE RODZINNE I TOWARZYSKIE

Ćwiczenie 15.

A teraz zaznacz, jak często wykonujesz poniższe czynności.

1. How often do you make your bed?
 - a) every night
 - b) every evening
 - c) every morning
2. How often do you tidy your room?
 - a) never
 - b) every Saturday
 - c) only when it's untidy
3. How often do you take the rubbish out?
 - a) never
 - b) from time to time
 - c) often
4. How often do you go shopping?
 - a) every weekend
 - b) three times a week
 - c) never
5. How often do you wash the dishes?
 - a) often
 - b) every day
 - c) never
6. How often do you cook dinner?
 - a) often
 - b) every day
 - c) every Sunday

Ćwiczenie 16.

Dobierz odpowiedzi A- F do pytań 1- 6, wpisując w kratki właściwe litery.

1.	What music do you like?
2.	Where can you buy the tickets?
3.	What sport do you like best?
4.	What are you doing tonight?
5.	What's your hobby?
6.	What type of film is it?

A.	A comedy.
B.	I'm going to the cinema.
C.	Jazz.
D.	Fishing.
E.	The box office.
F.	Swimming.

1.	2.	3.	4.	5.	6.

3. ŻYCIE RODZINNE I TOWARZYSKIE

Ćwiczenie 17.

Przeczytaj poniższe opisy sytuacji (1-3). Przyporządkuj każdej z nich właściwą reakcję, wybierając jedną z podanych możliwości (A, B lub C). Odpowiedź wpisz do tabelki.

1. Złóż koledze/koleżance życzenia urodzinowe.
 - A) Good for you.
 - B) Best wishes.
 - C) Happy birthday.

2. Zaproponuj koledze/koleżance wyjście do kina.
 - A) How about going to the cinema this evening?
 - B) Do you like going to the cinema?
 - C) Are we going to the cinema?

3. Poinformuj kolegę/ koleżankę o imprezie, która odbędzie się w twoim ogrodzie w sobotę po południu.
 - A) I'm having a birthday party this Saturday at 8 pm.
 - B) The garden party is on Saturday afternoon.
 - C) My garden is very nice for parties.

3. ŻYCIE RODZINNE I TOWARZYSKIE



sleigh



letter



chimney



stocking



presents



Santa Claus/
Father Christmas



sack



reindeer



Christmas tree/
decorated tree



carols



cook the dinner



make a bed



go shopping




box office



climb the mountains



shells



ride a horse




fishing



coins



play the guitar



play the piano



skating



play volleyball



take the rubbish out



cinema



stamps




postcards

3. ŻYCIE RODZINNE I TOWARZYSKIE



bunny /eggs



card and flower



kiss



green hat/ shamrocks



cut a cake



baby



children / kids



teenagers /teens



adults



elderly people / senior citizens




smiling/ laughing


3. ŻYCIE RODZINNE I TOWARZYSKIE



lift



go for a walk



ride a bike / cycling



go to the gym



meet friends



have a party




take a picture / take a photo



tidy the room



go dancing



disco



play chess



do the washing




surf the internet

4. SZKOŁA

Ćwiczenie 1.

Popatrz na obrazki i wybierz prawidłową odpowiedź A, B lub C:



- A. She is a dancer.
- B. She is a teacher.
- C. She is a secretary.



- A. It's a library.
- B. It's a gym.
- C. It's a canteen.



- A. It's a ruler.
- B. It's a school bag.
- C. It's a pencil case.






- A. He's writing.
- B. He's reading.
- C. He's singing.

Ćwiczenie 2.

Wstaw podane wyrazy w odpowiednie miejsca w tabeli:

Library	pen	P.E.	Science	ruler	canteen	Maths	book	gym
	pencil case	Art	classroom					

 SUBJECTS	 ROOMS	 IN YOUR BAG

4. SZKOŁA

Ćwiczenie 3.

Uzupełnij wyrażenia słowami z ramki:

do read write go pass ask have wear finish
--

- a book
- a question
- to school
- homework
- an exam
- a uniform
- a letter
- a break
- lessons

Ćwiczenie 4.

Do każdego pytania dobierz właściwą odpowiedź. Wpisz literę A-G w miejsca 1.- 7.

1.	What's your favourite subject?
2.	What time do you finish school?
3.	How do you get to school?
4.	What do you do during the break?
5.	What's your teacher's name?
6.	Do you have to wear uniforms?
7.	How many students are there in your class?

A.	By bus.
B.	I play football.
C.	Ms Nowak.
D.	Maths.
E.	No, we don't.
F.	At 2.30 p.m.
G.	There are 12 students.

1. ____ 2. ____ 3. ____ 4. ____ 5. ____ 6. ____ 7. ____

Ćwiczenie 5.

Do każdej sytuacji dobierz odpowiednią reakcję A B lub C.

1. Twój kolega właśnie zdał egzamin. Co mu powiesz?
 - a. Have fun!
 - b. Congratulations!
 - c. Hurry up!



4. SZKOŁA

2. Twoi koledzy jadą na wycieczkę szkolną. Jak ich pożegnasz?

- a. Have a nice trip!
- b. I'm sorry.
- c. Good luck!



3. Nie umiesz rozwiązać zadania domowego. Jak poprosisz kolegę o pomoc?


- a. My homework is easy.
- b. Could you help me with my homework?
- c. I don't like homework!



Ćwiczenie 6.

Przeczytaj uważnie zdania i wybierz poprawną odpowiedź A lub B:

- Mark is a letter to his grandmother.
A. writing B. doing
- The teacher will be very angry. I didn't do my
A. breakfast B. homework
- What's the of today's lesson?
A. break B. topic
- My favourite subject is.....
A. History B. bike
- When a teacher asks a you have to answer.
A. question B. blackboard



Ćwiczenie 7

Uporządkuj chronologicznie wydarzenia (A-E):

My school day

- A. I go to school by bus.
- B. I finish lessons at 2 p.m.
- C. I get up at 6 o'clock.
- D. I get to school at 7.45 and I start lessons at 8 o'clock.
- E. I take a shower, get dressed and have breakfast.

1.____ 2.____ 3.____ 4.____ 5.____

4. SZKOŁA

Ćwiczenie 8.

Przeczytaj uważnie nazwy przedmiotów szkolnych, a następnie dopasuj je do opisów dobierając cyfry(1-6) do liter (A - F):

A. P.E.	B. Music	C. English	D. History
E. Geography	F. Maths		

1. You learn about the past, wars, kings and people who lived a long time ago.
2. You learn about rivers, mountains, cities and countries.
3. You play football, basketball and other sports.
4. You learn how to speak a foreign language.
5. You learn numbers, figures and how to count.
6. You play an instrument e.g. the guitar or the piano, you also sing.

1. _____ 2. _____ 3. _____ 4. _____ 5. _____ 6. _____

Ćwiczenie 9.

Dopasuj pomieszczenia, które możesz znaleźć w szkole (A-E) do ich opisów (1-5):

A. gym	B. canteen	C. teachers' room	D. library	E. classroom
--------	------------	-------------------	------------	--------------

1. It's a place where you can eat breakfast or dinner. There are many tables and chairs.
2. It's a place where you can borrow books. You can't use your phone there.
3. It's a place where you have your P.E. classes. You can run there and do exercises.
4. In this room there are desks and chairs for students and a blackboard. You have most of your classes there.
5. It's a place where teachers stay during the break.

1. ____ 2. ____ 3. ____ 4. ____ 5. ____



4. SZKOŁA

Ćwiczenie 10.

Gdzie możesz znaleźć te ogłoszenia(1-4)? Dopasuj je do odpowiednich miejsc (A-D).

1.

Dirty dishes here!

2.

Silence, please.

3.

Wear your sport shoes

4.

No students please.

A. library _____

C. gym _____

B. teachers' room _____

D. canteen _____

Ćwiczenie 11.

Przeczytaj uważnie tekst a następnie uzupełnij słowami z tabeli:

students small library P.E. eat chairs book teacher do



My school is (1)..... There are only 7 classrooms. Downstairs there is a gym where we have (2) Next to the gym there is a (3)..... where we can borrow books. When I have time after school I (4)..... my homework there or I read a (5)..... Upstairs there is a canteen where we (6).....dinner. But my favourite place is my classroom. There are seven desks and fourteen (7) there and a big

blackboard. In my class there are eleven (8)- six boys and five girls. Ms Nowak is my (9).....

4. SZKOŁA

Ćwiczenie 12.

Wstaw tytuły paragrafów (a-d) do tekstu.



- A. Favourite subjects
- B. At school
- C. My morning
- D. After school

1.....

Every day I get up at 6 o'clock. I take a shower and have breakfast. Then I pack my books and I go to school by bus.

2.....

School usually starts at 8 o'clock. I have 4 lessons in the morning and at 12 o'clock there's lunch break when I can eat my sandwich. Lessons finish at 3 o'clock.

3.....

I really like English but I'm not very good at it. I'm good at Maths. I love P.E. and my favourite sport is volleyball.

4.

When my lessons finish I come back home and do my homework. Then I usually watch TV or play computer games. When it's sunny I meet my friends and we ride a bike or go to the cinema.

4. SZKOŁA

Ćwiczenie 13.

Przeczytaj rozmowę między uczniami w szkole i zdecyduj czy podane zdania są prawdziwe (True) czy fałszywe (False). Zaznacz odpowiedź w tabeli poniżej.

Sara : Hi Mike! What's the matter?

Mike: Hi Sara! I didn't do my Maths homework. Mr Smith will be angry!

Sara: Don't worry I will help you. Let's meet during the lunch break at 1 o'clock.

Mike: I can't. I have to go to the library and borrow a history book. What time do you finish lessons?

Sara: At 3 o'clock.

Mike: Me too. I will wait for you next to the gym.

Sara: OK. Bye.

Mike: Bye



		TRUE	FALSE
1.	Mike didn't do his History homework.		
2.	Mr. Smith is a Maths teacher.		
3.	Sara will help Mike with his homework at 1 o'clock.		
4.	Sara finishes lessons at 1 o'clock.		
5.	Mike finishes lessons at 3 o'clock.		
6.	Sara has to go to the library to borrow a book.		
7.	Mike will wait for Sara next to the gym.		

4. SZKOŁA

Ćwiczenie 14.

Popatrz na obrazek i odpowiedz na pytania całymi zdaniami :



1. How many people are there?

.....

2. Where are they?

.....

3. What are they doing?

.....

4. What's your favourite subject?

.....

5. What do you do after school?

.....

4. SZKOŁA

Ćwiczenie 15.

Przeczytaj list i odpowiedz na pytania zaznaczając poprawną odpowiedź A, B lub C.

Dear Anna,

How are you? Did you enjoy your holidays? I was in Paris for 2 weeks.

I had a great time but now I have to go back to school.

Every day I get to school at 7.45 but lessons start at 8 o'clock. That's early but I don't mind. I like my teachers.

My favourite teacher is Mr Smith who teaches

Geography. He's really great but Geography isn't my favourite subject. I love History and I want to be a History

teacher in the future. At 12 o'clock we've got a lunch break and we go to the canteen.

The food there is delicious.


One thing I hate about my school is that we have to wear uniforms. They are ugly and uncomfortable. Girls have to wear a blue blouse and a dark blue skirt. Boys have got a white shirt and black trousers. Nobody likes uniforms. We want to wear jeans and colourful t-shirts.

Do you have to wear uniforms? What's your favourite subject?

I'm waiting for a letter from you.

Love,

Sara.



1. What time does the school start?

- A. at 8 o'clock
- B. at 7.45
- C. at 12 o'clock

2. What's Sara's favourite subject?

- A. English
- B. Geography
- C. History

3. Sara doesn't like

- A. Geography
- B. food in the school canteen
- C. uniforms

4. Girls have to wear

- A. jeans and t-shirts
- B. skirts and blouses
- C. trousers and blouses

5. The food in the canteen is

- A. very good
- B. ugly
- C. not good

4. SZKOŁA

SCHOOL SUBJECTS



Maths



P.E.



Geography



Art




R.E



Music



History



Science




I.T



English



Polish



Biology

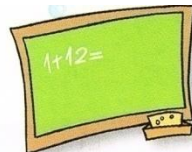
IN THE CLASSROOM



a pencil case



a desk




a board



a book



a ruler



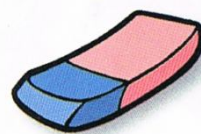
a computer



a chair



a bag




a rubber



a pencil


4. SZKOŁA



a friend



children/students




a teacher



a pen

AT SCHOOL



classroom



canteen



gym



corridor



library



write



read



school



uniform



fail the exam



pass the exam

5. PRACA

Cwiczenie 1

Do każdego obrazka dopisz nazwę zawodu A, B, C, D, E lub F.

A. a mechanic	B. A nurse	C. a secretary
D. a builder	E. an electrician	F. a postman



1.....




2.....



3.....



4.....



5.....



6.....

Ćwiczenie 2

Do wymienionych nazw zawodów (1, 2, 3, 4, 5, 6) dobierz nazwy miejsc (A, B, C, D, E, F, G), w których te osoby pracują.

1. nurse 2. waiter 3. teacher 4. driver 5. secretary 6. actor

A. office B. school C. restaurant D. theatre E. hospital F. car

1.	2.	3.	4.	5.	6.

5. PRACA

Ćwiczenie 3


Uzupełnij zdania (1, 2, 3, 4, 5). Wpisz A, B, C, D lub E.

A. an electrician B. a vet C. a shop assistant D. a postman E. a musician

1. Tom helps ill animals. He is _____
2. Helen sells vegetables in a shop. She is _____
3. Anna plays the guitar in a rock band. She is _____
4. John repairs the electrical devices. He is _____
5. Mike delivers letters. He is _____

Ćwiczenie 4

Do każdego obrazka (1,2,3,4,5,6) dobierz odpowiedni opis (A,B,C,D,E,F).



1. _____



2. _____



3. _____



4. _____



5. _____



6. _____

- A. He is examining a dog.
- B. He is serving wine.
- C. He is repairing a motorcycle.

- D. He is putting out a fire.
- E. He is preparing fish.
- F. He is building a wall.

5. PRACA

Ćwiczenie 5

Przeczytaj cztery teksty (1, 2, 3, 4). Do każdego tekstu dopasuj tytuł (A, B, C, D)

A. a waiter	B. a gardener	C. a policeman	D. a painter
-------------	---------------	----------------	--------------

1 _____

I get up at 6 o'clock, have breakfast and go to the police station. I read the reports, put on my uniform, and go to patrol the streets with my partner. I work eight hours every day. My job is sometimes dangerous but I like it.

2 _____

I work in my studio. I sometimes work for two hours and sometimes all day. I paint very colourful pictures. I paint people, nature, and flowers. When a picture is ready I sell it in the art gallery. I love my job.

3 _____

I am very busy at work. I serve dishes in the restaurant. When the customers are nice I like my work but when they are unpleasant, I hate it. I sometimes work on Saturdays and Sundays, in the morning or in the evening.

4 _____

I like my job because I love nature. I start early in the morning with mowing the grass. I cut bushes and plant new plants, trees, and flowers. I also water the plants. I don't work in the winter.

Ćwiczenie 6

Przeczytaj listę nazw zawodów (1-9) i wpisz nazwy w odpowiednich kolumnach.

a mechanic	a doctor	a teacher	a painter	an actor
an electrician	a shop assistant	a musician	a computer programmer	

Artistic	Technical	Work with people

5. PRACA

Ćwiczenie 7

Uzupełnij zdania (1,2,3,4,5,). Wybierz A,B lub C.

- To be a doctor you have to study at _____
A. the Artistic Academy. B. the Medical University. C. the Technical University.
- A policeman's work may be _____
A. dangerous. B. funny. C. easy
- If you are brave and want to save people, you can be _____
A. a gardener. B. a waiter. C. a fireman.
- My uncle, who is a vet meets _____ everyday
A. ill animals B. ill people C. ill children.
- My father, who is _____, drives many kilometres in the city every day.
A. a shop assistant B. a builder C. a taxi driver.

Ćwiczenie 8

Przeczytaj krótkie wypowiedzi (1, 2 ,3 4, 5,). Dopasuj nazwę zawodu (A, B, C, D, E, F) do każdej z nich. Jedna nazwa zawodu powinna pozostać bez wypowiedzi.

A. a dentist	B. a farmer	C. a builder
D. a fireman	E. a cook	F. an actor

- "The weather is bad so we are going to have very little corn this year"
- "Open your mouth, please and don't be afraid"
- "Well, I specialize in French cuisine."
- "Oh, Juliet, I love you so much!"
- "All the people have to leave the house immediately!"

1.	2.	3.	4.	5.

Ćwiczenie 9

Przeczytaj tekst i pytania (1, 2, 3, 4, 5). Do każdego pytania dobierz poprawną odpowiedź(A, B lub C).

Peter's plans for the future

Peter is 15 years old. He is a student at secondary school in London. Peter is not a very good student. He doesn't like English or History but he really likes Maths and Physics. His favourite subject is IT. He likes working on the computer. He got his first computer when he was five and learnt very quickly how to operate it. He knows many computer programmes very well. He is interested in programming and often stays at school longer to study computing at the extra lessons. His teacher says Peter is very good at this subject. Peter wants to study IT at university and to be a computer programmer in the future.

1. What is Peter?
 - A. an IT teacher
 - B. a programmer
 - C. a student.

2. What are his favourite subjects?
 - A. History.
 - B. Physics
 - C. IT

3. What does Peter know very well?
 - A. TV programmes.
 - B. all programmes
 - C. computer programmes

4. Why does Peter stay at school longer?
 - A. to study PE
 - B. to study IT
 - C. to play basketball

5. Why does Peter want to do to be a programmer?
 - A. to study IT at the university.
 - B. to study IT at the extra lessons.
 - C. to be an IT teacher.

1.	2.	3.	4.	5.

5. PRACA

Ćwiczenie 10

Przeczytaj opowiadanie. Zdecyduj czy zdania (1,2,3,4,5,6) są prawdziwe (true-T) czy fałszywe(false-F). Zakreśl X odpowiednią rubrykę.

MY FIRST JOB

I must tell you about my first job. Yes, job! I work! I take Mrs Johnson's two dogs a walk. The dogs – Fitty and Fatty are sweet. I walk them from Monday to Friday in the morning and in the afternoon. I just started three days ago and everything was OK, but today..... I took the dogs and we went to the hills behind our house. Fitty was running and playing happily, but Fatty was looking for something all of the time. Suddenly Fatty started running very fast. I was calling her but she didn't listen. I took Fitty and we ran after her but I couldn't find her. Fatty got lost! I was looking for her for around three hours. At last I came back home only with Fitty. I was tired and worried. When we came back I saw Fatty sitting at the door. She was holding a small, dirty, broken doll in her muzzle. Later Mrs Johnson told me that it could be a doll, which her daughter lost many years ago on the other side of the forest. Now Fatty found it and brought home! Amazing!




		TRUE	FALSE
11.	Meggy works seven days a week.		
12.	Today she went with the dogs to the park.		
13.	Fitty was playing happily.		
14.	Fatty ran away and got lost.		
15.	Meggy didn't look for Fatty.		
16.	Fatty found an old toy, which Mrs Johnson's daughter lost many years ago.		

5. PRACA

Ćwiczenie 11

Przeczytaj wypowiedzi (1,2,3,4,5,6,) i dobierz do nich poprawne reakcje (A,B,C,D,E,F,)

1	"Would you like your hair short or medium?"		A	"The other drier is on the shelf on the left."
2	"Martha, where is the hair conditioner?"		B	"It's near the wash basin."
3	"How long have you been a hair dresser?"		C	"Definitely short."
4	"I would like to make an appointment to have my hair cut."		D	"I think brown will be nice for you."
5	I need a new hair colour."		E	"Tomorrow at five will be OK?"
6	"Oh, the hair drier is broken."		F	"For about fifteen years."

1.	2.	3.	4.	5.	6.

Ćwiczenie 12

Przeczytaj dialogi (1,2,3). Kto bierze w nich udział? Wybierz nazwę zawodu (A,B lub C).

1 _____

Mike: "Hello, how can I help you?"

Tom: "Hello, I'm looking for black jeans, size 34."

Mike: "You can find them on the second shelf on the left."

Tom: "Ok, thanks."

A. a computer programmer.

B. a shop assistant

C. a teacher.

2 _____

Lilly: "What's the matter?"

Sue: "I have got a horrible sore throat and a temperature."

Lilly: "I will write a prescription for some medicine and you should stay at home for five days."

A. a vet.

B. a policeman.

C. a doctor.

5. PRACA

3 _____

Helen: "Hello, I would like to go to the St. Sebastian's Square, please.

Jim: "Do you want to go along the river bank or near the Town Hall?"

Helen: "We can go near the Town Hall, but please go fast. I'm late for work."

A. a taxi driver

B. a cook

C. A nurse.

Ćwiczenie 13

Przeczytaj wywiad z kierowcą autobusu i zdania (1,2,3,4,5). Zdecyduj czy zdania są prawdziwe (TRUE) czy fałszywe (FALSE) i zaznacz X.



Mark: "Hello, Mr. Brown. How long have you worked as a bus driver?"
 Mr Brown: "I think I have been driving a bus for twenty years."
 Mark: "Do you work many hours a day?"
 Mr Brown: "I usually start at six in the morning and finish at two in the afternoon."
 Mark: "Do you also work on Sunday or at night?"
 Mr Brown: "Yes, I sometimes drive at night. Then I work only four hours, from ten to two or from two to six."
 Mark: "What do you like and what don't you like about your job?"
 Mr Brown: "Well, I like driving in the city...and I like talking to people. I'm happy to be helpful. The only think I don't like are traffic jams."
 Mark: "Is your job very hard?"
 Mr Brown: "Not really. It's tiring but for me it's satisfying."
 Mark: "Thank you, good bye."
 Mr Brown: "You are welcome, good bye".

		TRUE	FALSE
1.	Mr. Brown has worked as a bus driver for twelve years.		
2.	He works ten hours a day.		
3.	He never drives at night.		
4.	Mr. Brown likes driving and talking to people.		

5. PRACA



a gardener



a policeman



a postman



a cook



a fireman



a dentist



a doctor



a mechanic



a musician



a teacher



a taxi driver



a farmer



a shop assistant



an electrician



an actor



a painter



a pilot



a waiter



a builder



a vet



a computer programmer



a secretary



a hairdresser



a nurse